

TRUCK ENTRANCE THIS SIDE
 DUAL CONTAINER CONCRETE PAD

TRUCK ENTRANCE THIS SIDE
 SINGLE CONTAINER CONCRETE PAD

- NOTE:
1. THE 8" THICK CONCRETE PAD SHALL BE OF 3,000 PSI STRENGTH
 2. THE CONCRETE PAD SHALL BE LOCATED ON COMPACTED SOIL OR STONE
 3. THE REBARS AS SHOWN ABOVE SHALL BE SUPPORTED BY CHAIRS

NOT TO SCALE



DUMPSTER PAD DETAIL

STD. NO.

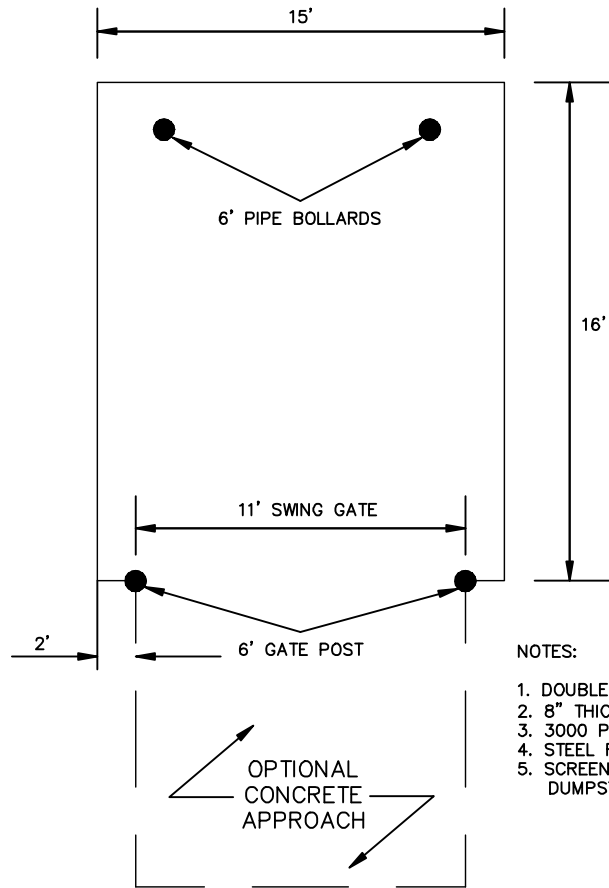
DATE

801.1

3-2-10

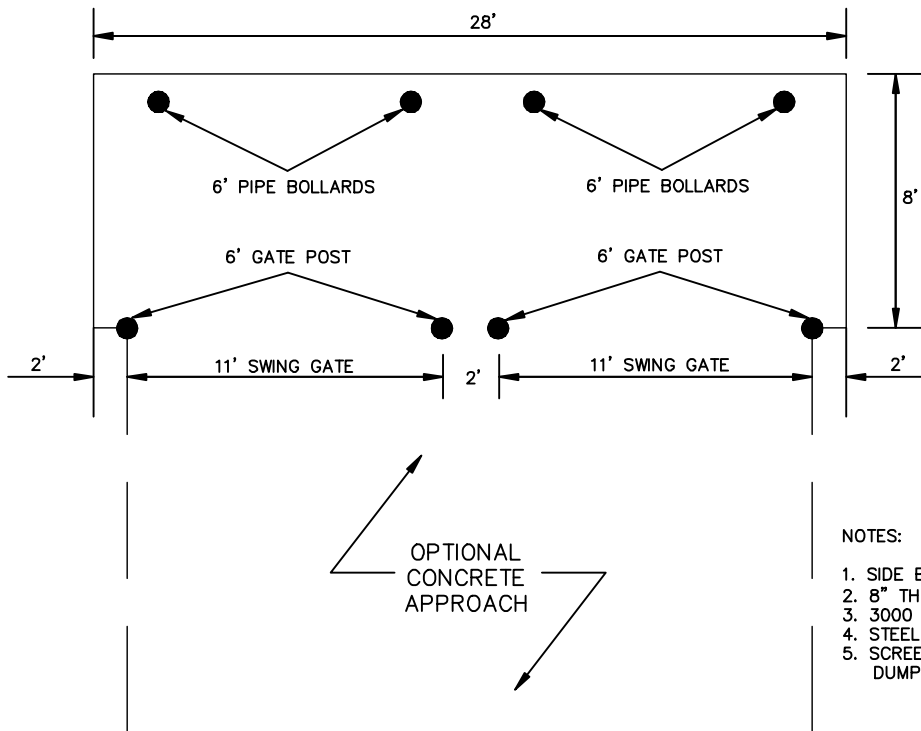
SHEET 1 OF 3

CITY OF MORGANTON



NOTES:

1. DOUBLE DEEP DUMPSTER
2. 8" THICK CONCRETE SLAB
3. 3000 PSI MINIMUM
4. STEEL REINFORCEMENT REQUIRED
5. SCREENING SHALL BE BUILT AROUND DUMPSTER PAD AND NOT ON IT



NOTES:

1. SIDE BY SIDE DUMPSTER
2. 8" THICK CONCRETE SLAB
3. 3000 PSI MINIMUM
4. STEEL REINFORCEMENT REQUIRED
5. SCREENING SHOULD BE BUILT AROUND DUMPSTER PAD AND NOT ON IT

NOT TO SCALE



DUMPSTER PAD WITH BOLLARDS

STD. NO.

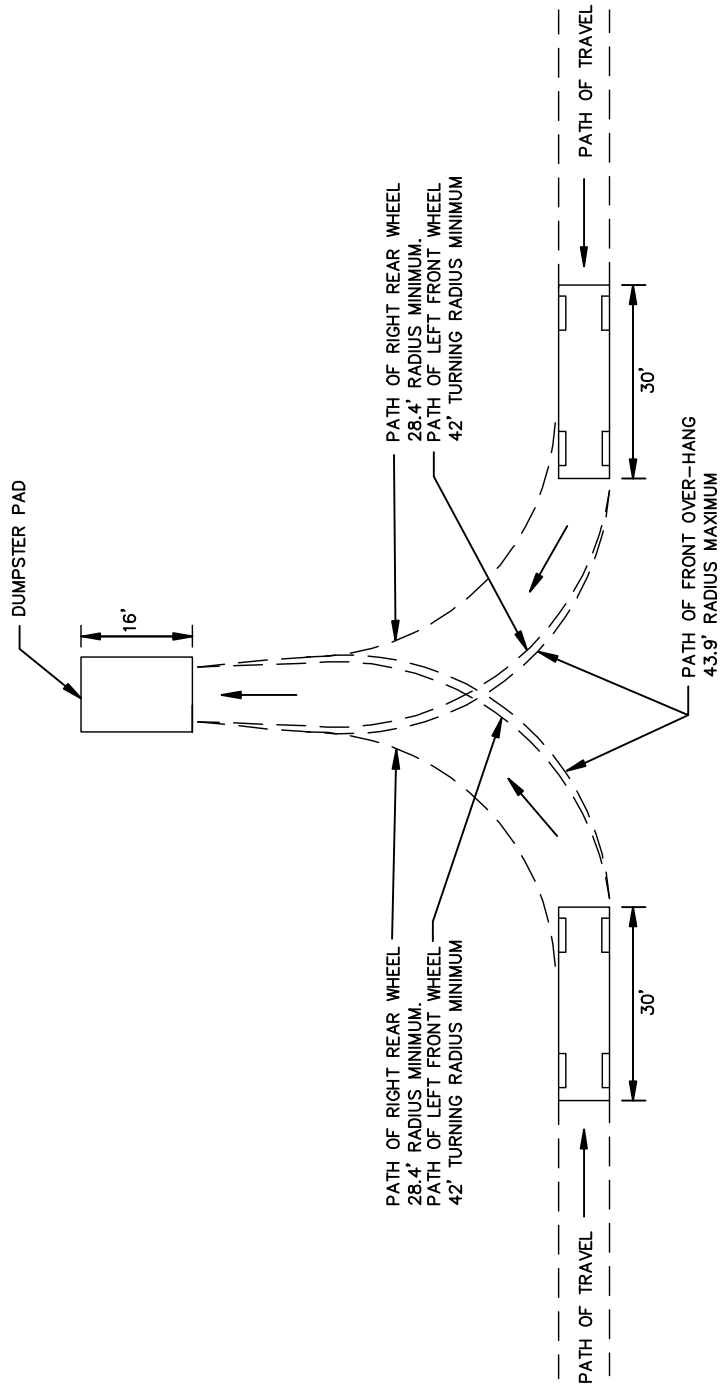
DATE

801.2

3-2-10

SHEET 2 OF 3

CITY OF MORGANTON



NOT TO SCALE



TURNING RADIUS FOR FRONT LOADING
SANITATION VEHICLE

STD. NO.

DATE

801.3

3-2-10

SHEET 3 OF 3

CITY OF MORGANTON